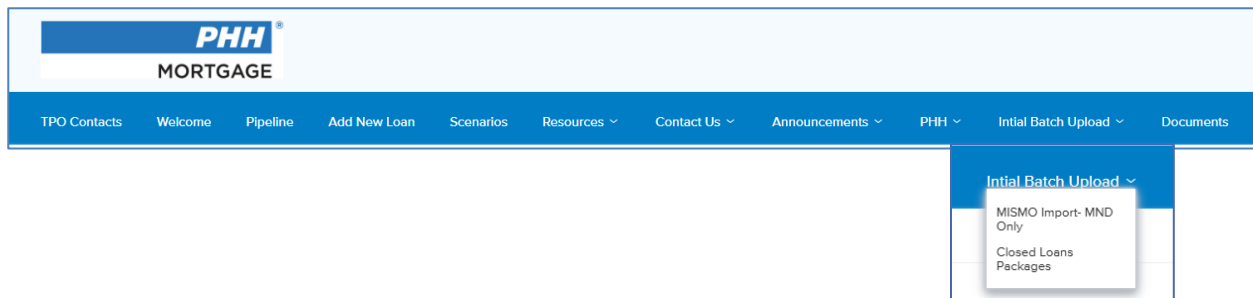




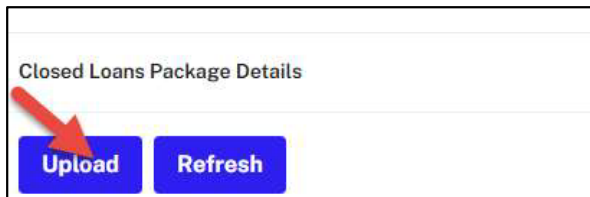
PHH Mortgage Correspondent Lending Upload Functionality – Batch Uploads

PHH continues to enhance the client experience and improve efficiency with addition of bulk deliver of Closed Loan Files via TPO Connect. Clients may now deliver multiple loan files in a Zip file through the Bulk Upload process.

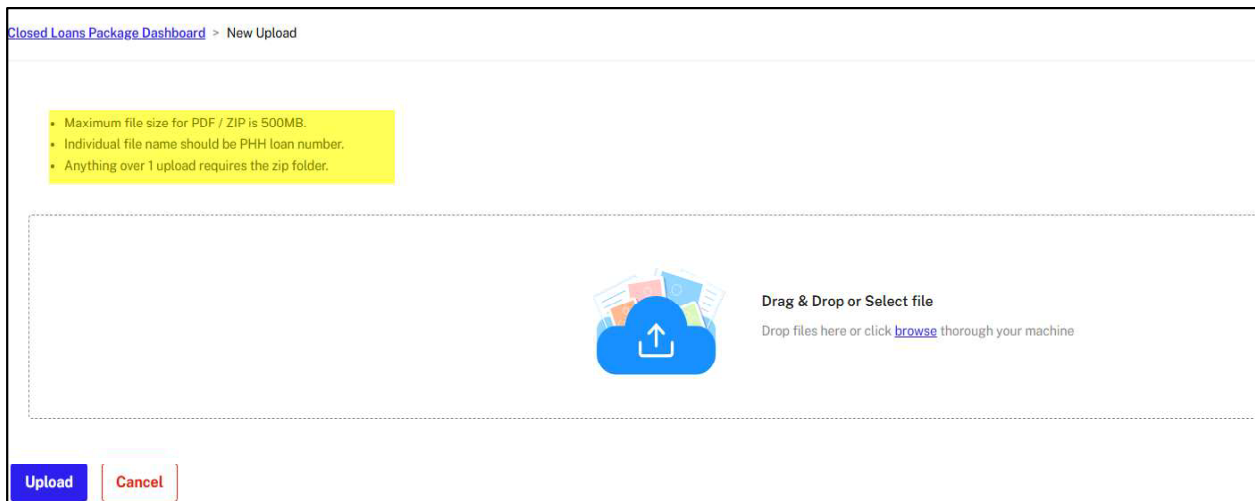
Once the client enters TPO Connect, the user will navigate to the new menu item titled “Initial Batch Upload.” The user should hover over the menu and choose “Closed Loans Packages”



Once the user selects the option to “Upload Closed Package,” the user should click on the option to “Upload” under Closed Loans Package Details.



File requirements are listed on the upload page. The user will be able to drop and drag the PDF or Zip file into the screen.



The user will be able to see the status once the files have been successfully uploaded. The status will show the number of successful submissions. Loan level status can be reviewed by clicking on the arrow next to the file name to see the specific file status.

FILE NAME	SOURCE	UPLOADED BY	UPLOADED ON	STATUS
VA LOANS.zip	TPOC	Test DelAndNonDel	06/05/2025 11:45:01 AM (EDT)	3 Success
1810269017.pdf				Success
1810269025.pdf				Success
1810269033.pdf				Success

The user will also be able to filter on the pipeline view to show all submissions, successful submissions or failed submissions.

Closed Loans Package Details

Upload

Refresh

Filter Upload History ☒ Show All ☐ Show Success ☐ Show Failed

Additional improvements are coming soon, including the ability to complete a bulk upload of the MISMO files for Rate Lock.

If you have any questions, please contact your Correspondent Specialist, Sales Executive/Correspondent Sales Representative, or contact us via the support line at 1-800-929-4744.

Thank you for your continued business.